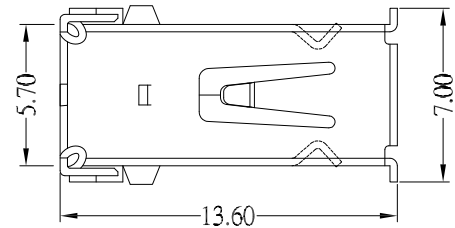
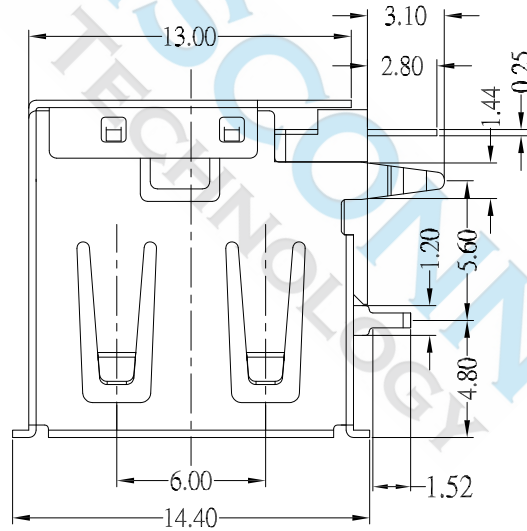
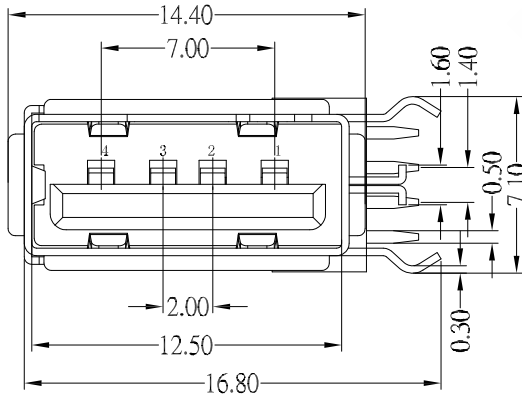


PIN ASSIGNMENT

PIN NO.	1	2	3	4
SIGNAL NAME	VBUS	D-	D+	GND

PCB LAYOUT MOUNTING PATTERN



SPECIFICATIONS

Electrical:

1. Rated Voltage: 250V AC / DC
2. Rated Current: 1.5 A Max
3. Dielectric Withstanding Voltage: AC 500 V / 1MIN
4. Insulation Resistance: 1,000 MΩ Min
5. Contact Resistance: 30 mΩ Max

Material:

1. Housing: PBT
2. Contact: Phosphor Bronze
3. Shell: Phosphor Bronze / SPCC

Finish:

1. Contact: Plated Gold in Mating Area ;
Tin Plated on Solder Balls
Nickel under plated overall
2. Shell: Nickel under Plated surface layer

DIMENSIONS TOLERANCE
METRIC

Up to 5	±0.2
Above 05~15	±0.3
Above 15~30	±0.4
Above 30~50	±0.5
Angle	±0.3°

UNITS	MM	FINISH	SEE NOTE	CH'K	Calvin
QTY	N/A	DRAW	Johnson	APP'D	Selena
MT'L	SEE NOTE	DE'N	Mike	DATE	October . 13 . 2023

DRAW NAME

USB2.0 AF 側立短體(13.65mm) 黑色

PART NUMBER	WU2AF-04FPBDUR-1365
DRAW NUMBER	T002
FILE NAME .DWG	

WISCONN Technology Co., Ltd

Tel:+886-2-2790-1979 Fax:+886-2-2790-1569

SCALE	1/1	SIZE	A4	SHEET	1	REV.	A
-------	-----	------	----	-------	---	------	---